

# **‘Getting to know Year 2’**


**2023 - 2024**



# The Year 2 Teaching Team ...



**Cherry class - Mrs Lake**  
Monday, Tuesday, Thursday,  
Friday



**Chestnut class –  
Miss Griffiths**



**Cherry class – Mrs Phillips**  
Wednesday, Thursday afternoon



# The Year 2 Team ...



**Mrs Jennings**  
**HLTA**



**Miss Miller**  
**TA**



**Mrs Morrish**  
**HLTA**



**Mrs Ward**  
**TA**



**Mrs Causon**  
**TA**



## Useful information ...

- Doors open at 8:30am and a teacher/TA will invite the children in.
- PE days: Tuesday (outdoor) and Thursday (indoor). Please make sure **ALL** clothing is named with either a sticky label or a permanent pen.
- Letters from the school will go home via Parent Pay. Class updates will be sent via Class Dojo. You view these messages on the class story.
- We encourage the children to share their achievements with the class/ school as whole. This can be done via your child's Class Dojo portfolio. If your child would like to share their achievements in our KS1 assembly, they can bring their certificates or medals in.
- If you would like to speak to your child's teacher, you can contact us on Class Dojo. All messages sent are private. We will do our best to respond as soon as possible.



## Useful information ...

- At the end of the day, the children will be brought out to the playground in their class lines. Please wait for your child to be the next person in line so the adult sending them home can see that they have been safely collected. We ask the children not to just run to their adult as soon as they've seen them.
- Children are more than welcome to bring a snack to have after school if they are attending a club.



# Dojo ...



## ClassDojo

As a school, we use Class Dojo to recognise and reward positive learning behaviours and to celebrate our pupils' success. This is an exciting way of earning rewards linked to our school drivers.

Once you are linked to your child's account, you can see their avatar and share their success with them at home. Each term, the children can work towards earning Dojos that contribute to rewards and recognition for their efforts and hard work.

- 25 dojos they will receive a certificate,
- 50 dojos can be spent on a gift from the 'Dojo treasure box,'
- 100 dojos - they will be rewarded for their outstanding efforts with a book token!



## Our school aims to help children to ...



Flourish



Inspire



Pride



Respect



Safe



Edit skills



# Jigsaw and Growth Mindset focus ...

In our school, we choose to deliver Personal, Social, Health Education using 'Jigsaw' - the mindful approach to PSHE.

Jigsaw brings together PSHE Education, emotional literacy, social skills and spiritual development in a comprehensive scheme of learning.

Your child may come home discussing issues which affect us all. We encourage discussion and openness in these situations in order to promote children's good mental health and well-being.







# Our School Vision

**The schools published mission statement is:**

“Inspiring today’s children for tomorrow’s world”

**This is supported by the schools core words and aims:**

## **Inspire**

We will inspire each other to do the best

We will support each other to set high goals

We will have open minds to new ideas and challenges in the world around us

We will inspire each other to become independent, self-motivated and confident in our own abilities

## **Pride**

We will take pride in how we present ourselves and all our achievements

We are proud to belong to the school and the local community

We take pride from our active participation

We take pride in always doing the best we can



# Our School Vision

## **Flourish**

We have high expectations in all we do and how we do things

We will experience a broad, balanced curriculum with exciting experiences

We will learn how to live, work and play together and learn from each other

We will achieve the very best we can attaining personal milestones even if they are small steps

## **Respect**

We value all, irrespective of individual differences

We will show good manners and courtesy to all and take responsibility for our actions

We will respect ourselves through trying our best to be healthy, active and confident

We recognise and promote fundamental British values of tolerance, fair play and being truthful

## **Safe**

We provide a safe, friendly and supportive environment in which to thrive

We foster a nurturing environment in which positive relationships meet all pupils' needs

We will build happy and positive relationships where pupils feel secure to be wrong!

We will build a community where all feel safe and free from fear



## Our curriculum - Autumn Term ...

**English** - Katie Morag (narrative) and The Colour Monster

**Maths** - Number: Place Value , Addition and Subtraction

**Science** - Living things and their habitats

**Geography** - What are the seasons?

**RE:** Who is a Muslim and how do they live?

**PE** - Invasion games and Dance

**ICT** - Online Safety and Effective Searching

**PSHE** - Being me in my world

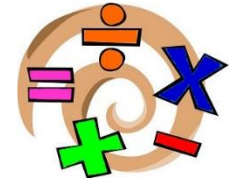
**Art** - Drawing: Telling a story

Please find information about our curriculum on our Year 2 page on the school website.

We aim to give our children a broad and balanced curriculum with lots of different learning opportunities.



# Maths



Maths objectives are based on the National Curriculum.

We follow the White Rose Scheme for maths where the children learn through a series of small steps which build to consolidate their understanding. These lessons are grouped into blocks ranging in length from 1-5 weeks depending on content.

We have a 'confident to be wrong' approach to maths; it's important for children to understand that they can learn from their mistakes.





# Maths Overview ...

	Week 1	Week 2	Week 3	Week 4	Week 5	Week 6	Week 7	Week 8	Week 9	Week 10	Week 11	Week 12
Autumn	Number <b>Place value</b>				Number <b>Addition and subtraction</b>				Geometry <b>Shape</b>			
Spring	Measurement <b>Money</b>	Number <b>Multiplication and division</b>					Measurement <b>Length and height</b>		Measurement <b>Mass, capacity and temperature</b>			
Summer	Number <b>Fractions</b>			Measurement <b>Time</b>			Statistics		Geometry <b>Position and direction</b>		Consolidation	



# Maths ...

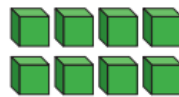
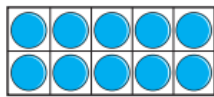
## An example of independent learning in maths:

### Varied Fluency:

- Complete the number tracks.



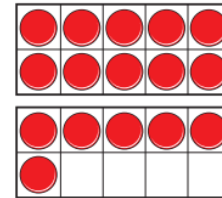
- What numbers are shown?



Give your answers in numerals and words.

### Reasoning and Problem Solving:

Tiny uses counters and ten frames to make a number.



I have made the number ten-six.

Do you agree with Tiny?

Talk about it with a partner.





# English




Inspiring today's children for tomorrow's world



# Writing...

- Emphasis on handwriting in every lesson (including foundation subjects).
- Children are reminded about the correct pencil grip.
- Letter formation (most important stage – we have noticed that there are still some children who are uncertain when forming both upper and lower case letters).
- Begin to join keywords initially. This year we are starting to learn cursive handwriting which is used throughout the school. This is supported by a website ([letterjoin.co.uk](http://letterjoin.co.uk)) which demonstrates how to form letters and make joins.
- Through the year, we will cover a range of genres.
- There will be a focus on pride in all written work throughout all subjects.





# Letter-join ...

The screenshot shows the Letter-join website interface. On the left is a navigation menu with icons and labels: Patterns, Easy letters, Easy words, Harder letters, Harder words, More letters, Phonics, Fun, Resources, and Info. The main content area has a red header that says "Choose a level to practise" and three large buttons: "Patterns" (red), "Easy Letters" (blue), and "Harder Letters" (green). Below these buttons is a green box that says "LOGGED IN AS ELBURTON. Using the Letter-join Plus font for activities. Change font >". On the right side, there are several informational boxes: "Introducing Letter-join A staff Powerpoint guide ->", "LESSON PLANNERS REVISED MODULE 2 Updated to include more cursive handwriting See Lesson Planners ->", and "Does your font look like this in MS Word?" which shows the word "the" with annotations for "No lead-in line" and "Incorrect letter shape", and a link "See how to fix it ->".

Letter-join  
Elburton Primary School  
Please draw your school finger swipe code.

The image shows a 3x3 grid of white circles on a green background. A blue arrow starts at the top-left circle and points diagonally down to the bottom-right circle, representing a finger swipe code.



# Spellings ...

- In year 2, we follow the RWI spelling programme.
- A new unit/ focus is introduced to the children each Friday and then we have a spelling session each day focusing on that weeks' spellings.
- Every Friday, new spellings are put on EdShed and children will be given a spelling sheet to help them practise.
- A spelling test will take place every Friday (1 week to learn spellings) and children will have their score stuck into their reading diaries when they hand them in the following week.
- Children are still encouraged to use 'Fred Fingers' when spelling a word, where applicable.



# Reading & Phonics





# Reading ...

Your child is continuing to learn to read with Read Write Inc. Phonics, a very popular and successful literacy programme. Your child will learn to read in a very simple way.

They will learn to:

1. Read letters by their 'sounds'
2. Blend these sounds into words
3. Read the words in a story



## How will my child learn to read?

First, your child will learn to read:

Set 1 Speed Sounds: these are sounds written with one letter:

**m a s d t i n p g o c k u b f e l h r j v y w z x** and sounds written with two letters • (your child will call these 'special friends'): **sh th ch qu ng nk ck**

Words containing these sounds, by sound-blending,

e.g. m-a-t *mat*, c-a-t *cat*, g-o-t *got*, f-i-sh *fish*, s-p-o-t *spot*, b-e-s-t *best*, s-p-l-a-sh *splash*

Ditty Sheets, Red, Green and Purple Storybooks.

Second, he or she will learn to read:

Set 2 Speed Sounds: **ay ee igh ow oo oo ar or air ir ou oy**

Words containing these sounds

Pink, Orange and Yellow Storybooks.

Third, he or she will learn to read:

Set 3 Speed Sounds: **ea oi a-e i-e o-e u-e aw are ur er ow ai oa ew ire ear ure**

Words containing these sounds

Blue and Grey Storybooks.

Bookmarks will be given to your child as they progress through the RWI programme. These contain the 'red words' that are common exception words that are tricky to read and spell.

**Red Ditties**  
**RED WORDS**

I  
of  
my  
to  
the  
no  
put  
for  
he

© M.D. SAGC 2020

**Read Write Inc.**

**Green Band**  
**RED WORDS**

the  
your  
said  
you  
my  
I  
he  
are  
of  
no

© M.D. SAGC 2020

**Read Write Inc.**

**Pink Band**  
**RED WORDS**

all my  
the like  
I've want  
you call  
we be  
no her  
are of  
me said  
he she  
some be  
there so  
washing to

© M.D. SAGC 2020

**Read Write Inc.**

**Yellow Band**  
**RED WORDS**

one saw  
her to  
go the  
all was  
some she  
be he  
they watch  
watches me  
said my  
want you  
school are  
of small  
do by  
wall there  
what no  
so your  
who tall  
call brother  
their any  
fall I'm  
I've were

© M.D. SAGC 2020

**Read Write Inc.**

**Grey Band**  
**RED WORDS**

should where  
were here  
there call  
someone who  
another want  
walk come  
what small  
through any  
here many  
son would  
are other  
two you  
said your  
school mother  
to they  
father watch  
anyone whole  
water great  
brother above

© M.D. SAGC 2020

**Read Write Inc.**

# Read Write Inc home videos


Throughout the year, you may find QR codes, in your child's reading diary, that give you direct access to Read Write Inc teaching videos at home. These can be accessed by simply scanning the code on a phone or tablet. They are particularly useful if your child requires extra support with learning particular sounds.

<p>ay</p>  <p>may I play?</p>		<p>ee</p>  <p>what can you see?</p>		<p>igh</p>  <p>fly high</p>	
<p>ow</p>  <p>blow the snow</p>		<p>oo</p>  <p>poo at the zoo</p>		<p>oo</p>  <p>look at a book</p>	
<p>ar</p>  <p>start the car</p>		<p>or</p>  <p>shut the door</p>		<p>air</p>  <p>that's not fair</p>	



## Accelerated Reader ...

Children will move on to Accelerated Reader when they have completed the RWI programme.



Accelerated Reader is a computerised program that is designed to improve children's reading ability and to raise their reading age. Children take an initial online comprehension 'star reading test' which determines their ZPD (Zone of Proximal Development) which is a selection of books that will not only match their ability, but will also challenge them and develop their vocabulary.

Children are able to quiz and work their way through the book bands.





## Reading ...

- When reading with children ask them where else they may have come across something similar, help them to make connections with other subjects, skills and experiences. Take the opportunity to problem solve by asking them questions such as: **“What would happen if?” “How would you respond if?” “What would you do in that situation?”**
- Challenge your child to use words such as; **but, because, therefore, however or alternatively** to extend their thinking and help them to think beyond what they are being told.





# Reading books ...

- Reading books and diaries need to be in bags everyday (pleasure book can stay at home until hand-in on a Monday).
- RWI and pleasure books to be **handed in every Monday**. New books will be sent home on a Tuesday.
- AR books – read three times and then can quiz – must achieve 80% or above to change book.





# Reading behaviour....

## Why Can't I Skip My 20 Minutes of Reading Tonight?

Student "A"  
reads **20 minutes**  
each day

3600 minutes in  
a school year

**1,800,000 words**



*90<sup>th</sup> percentile*

Student "B"  
reads **5 minutes**  
each day

900 minutes in  
a school year

**282,000 words**



*50<sup>th</sup> percentile*

Student "C"  
reads **1 minute**  
each day

180 minutes in  
a school year

**8,000 words**



*10<sup>th</sup> percentile*



# Home Learning ...

- We expect the children to read **at least 3x a week, 5x being aspirational**, with an adult. Reading, sharing and discussing stories is so important in developing their love for reading.
- We also expect children to be fluent in number bonds to 10, 20 and 100 and be familiar with addition, subtraction, multiplication and division. In order to support your child with this, we encourage them to use NumBots.
- Homework grids: The first two boxes in the grid, highlighted in orange, are compulsory. In addition to this, please choose a range of activities to complete throughout the term (1 or 2 from each colour). Please colour in and date the squares to show which activities have been completed. We would love to see pictures so please send these to us on Dojo through your child's portfolio. Please also take a picture of the completed grid and send to us on Dojo by the last day of each term.



# Home Learning ...



## Year 2 - Autumn Term 1 - Home Learning Grid

Name: \_\_\_\_\_



Login to NumBots. Work through the activities to move onto the next level.	Read at least 3x a week to an adult and record this in your reading log.	Practise your speed reading. How many words can you read in a minute? Can you improve your score throughout the week?	Using a recycled glass jar, make a story jar. Insert pictures or objects related to your chosen story and use this to help retell it to a friend.
Work on your story telling skills. Practise reading using lots of expression. Try changing your voice to show that a different character is speaking.	Write a short poem about Autumn time. Challenge: Can you make it rhyme?	Learn how to chop and prepare some vegetables.	Write a book review of a favourite story you have read.
Learn and perform a song or learn to play a musical instrument.	Act out one of your favourite stories and perform it to your family or friends.	Use Spelling Shed to practise your year 2 spellings.	Go on and bug hunt and make a tally chart to record the different minibeasts that you find.
Practise reciting your 2, 3, 5 and 10 times tables. Make a times table poster to help you remember these.	Login to Letterjoin and practise your letter formation and joined up handwriting.	Name and locate the different continents of the world.	Learn to tell the time using an analogue clock. Focus on o'clock, half past, quarter past and quarter to.
Learn to skip or hop.	Go on a shape hunt around your house and see what 2D and 3D shapes you can find.	Read a non-fiction book and learn something new.	Write five sentences about anything of your choice. Make sure you use the correct punctuation.



## How to help ...

- Continue to listen to your child read regularly (at least 3 times per week) and record this in their reading record with a comment – we check these on a weekly basis.
- Sign up for the Reading Army.
- Be involved in home learning (*but don't do it for them!*).
- Help your child learn their addition and multiplication facts.
- Promote a positive attitude to learning - please don't share negative school experiences. Promote positivity!
- Insist on the basics in writing and in speech at all times.



# Year 2 Trips ...

Autumn:

- Dunstone woods – to recognise the signs of Autumn, linked to our Geography, and to explore different micro-habitats coinciding with our Science topic.



Spring:

- Aquarium – to explore the damaging effects that plastic pollution has on our oceans. Coincides with our English topic.



Summer:

- Paignton Zoo – links to our Year 2 Science topics



We are also planning to take frequent trips around our local area: Elburton village, Church visits, King George's field.



# E-Safety...

This is an important issue for children and adults.

There are some documents to support E-Safety on our school website.

If you should have any concerns about any inappropriate online content or behaviours, please do not hesitate to let us know.



[www.childnet.com](http://www.childnet.com)  
[www.saferinternet.org.uk](http://www.saferinternet.org.uk)



**We hope that you have found this information  
useful.**

**Please contact us via Class Dojo or pop in  
should you need anything at all.**

**‘Meet the Teacher drop-in hour’:  
Tuesday 19<sup>th</sup> September 2023, 3.15pm –  
4.15pm, in year 2 classrooms.**

**Thank you for your continued support.**